



Patchwork Patter

Volume 27 Issue 5

January 2011

Message from our President:

As we start 2011 I'd like to extend best wishes for a Happy New Year.

The winter months are prime quilt making months and as our Guild is starting to ramp up preparations for Silver Threads, I anticipate the humming of sewing machines all over the Region. Posters promoting the show will be available at the January meeting. Please help to promote the show and take a few to display in your community. I can't wait to see the delicious quilts being stitched!

As always, we've prepared a lot of interesting speakers and workshops to kick start the creative juices this year. One of the most anticipated evenings is the annual Merchants Mall which happens this month. Nine vendors are attending and will shamelessly tempt you with their wares. Bring your pocket book and prepare to splurge a bit on something for yourself. I know I will! You might find that final item to complete the quilt you're entering in the show. I really look forward to seeing lovely fabrics, clever gadgets and new notions!

A great way to get involved and meet other quilters is joining the executive. If you are interested in a particular area, contact Past President, Bonnie Greflund, and ask what the position entails. A recent addition to our Guild, Alison Rumball, was featured in the Aurora Banner on her contributions to the community since moving to York Region a couple of years ago. Alison really enjoys her time volunteering and it's led her to form some wonderful friendships and really make an impact on the lives of others. Make a resolution to get more involved in our Guild! It's a very fulfilling time and many valued friendships are formed.

See you at the Merchants Mall on January 26th!

Yours in stitches,

Paddy Honey

Library

Many thanks to Sue Carmichael of Quilters Cupboard in Uxbridge for donating a trivia game: "*Sew you want to be a Quilter*". This game will make its debut at the retreat in February. Thank you also to Paddy Honey for donating the DVD "*How to Make an American Quilt*". Thank you for all the donations we have been receiving over the last few months. This month's additions to the library include 3 new books on how to use up those jelly rolls!

Your librarians,
Cathie, Susan and Jackie

The Region of York Quilters Guild meets at the Newmarket Seniors Meeting Place, 474 Davis Drive, Newmarket, on the fourth Wednesday of the month from September through May (December excluded).

P.O. Box 95574, Newmarket, ON L3Y 2N7

www.regionofyorkquiltersguild.ca



QUILT SHOW 2011

SILVER THREADS....celebrating 25 years of quilting together

As I write this we are four months from our quilt show! The success of our show depends on the support, quilts and participation of all members. Now that the frenzy of the holidays is over and everyone is back to school and to work, many of us can get back into our neglected sewing rooms.

It is not too late to begin your Challenge. For inspiration look at our challenge fabrics, flip through quilt books and magazines, consider our show motto, and start sketching and doodling. Inspiration will come. Any and all techniques are accepted and check the instructions for size requirements. Have fun with it!

If you have sold your tickets, consider picking up another book. They will be available at each regular meeting if you missed getting your first book before Christmas.

Our publicity materials will again be available at the January meeting so please help with distribution if you plan to visit quilt shops, or have access at public buildings where there are bulletin boards listing upcoming events. A broad distribution of these materials is crucial to the success of our show.

Remember... to prepare pieces for display at our show a sleeve must be attached to the back (I put mine on with a tack gun.....tack generously and it works just fine.) Please ensure that your label includes pattern name and or inspiration and the name of the maker as well as of the quilter.

Martha and Betty will have registration forms for your quilts at the January meeting. You can also find these forms on our guild's website under "Quilt Show".

Marilyn

Outreach

A very heartfelt thank you for the beautiful quilted treasures that were donated in 2010! Keep them coming... they are VERY much appreciated by the recipients! We have had an especially favorable response for the pillowcases. They are welcomed in the pediatric wards of our local hospitals as well as Doane Hospice and the women's shelters. A quick way to show we care and brighten someone's day!

Stop by the Outreach table in January after shopping at the Merchants Mall for some ideas on how you can try out those great new gadgets you've bought!

Deb & Jenn

Display



WOW what a display of quilts at the November meeting!! I am sorry I missed it. I was told all about it. For January we are looking for **yellow** quilts old or new. With two months since the last meeting we would also love to see any quilts that were finished since then.

Thank-you to 'The White Glove Ladies' who will be holding up the quilts. The following people are on for January; Jennifer Maddock, Patricia O'Sullivan, Ann Hawkins and Friedel Feitler. I am still looking for a few volunteers for February, March and April. Please e-mail me at gshell@sympatico.ca if your able to help out.

The display tables will be across the back of the room (formerly the library section). See you there.

Martha and friends

Remember to bring:

- Block of the Month
- coffee mug
- Outreach quilts
- quilts to display

February Retreat

Hope everyone had a wonderful Christmas and New Year. The January meeting is when the last Retreat instalment is due. The payments are as follows:

For double occupancy:
 Thursday – Sunday - \$140.00
 Friday – Sunday - \$100.00

For single occupancy:
 Thursday – Sunday - \$215.00
 Friday – Sunday - \$135.00

Please remember that this payment **MUST** be made at the January meeting. If you are unable to attend the meeting, then please send your payment with a friend or get in touch with me to make other arrangements.

See you all at the meeting.

Elaine

Our 2010 - 2011 Executive

President	Paddy Honey	northerngal@rogers.com
Vice-president	Susan Sellers	susan.sellers@sympatico.ca
Past President	Bonnie Greflund	bonnie.greflund@sympatico.ca
Block/Month	Irene Philp	irephi@sympatico.ca
	Susan Sellers	susan.sellers@sympatico.ca
Display	Martha Schellingerhood	gmshell@sympatico.ca
Historian	Lyn Moore	lmoore525@rogers.com
Library	Jackie Andersen	anders37@cn.ca
	Susan Shaw	susan.shaw45@rogers.com
	Cathie Rabyniuk	cathierabyniuk@rogers.com
Membership	Elizabeth Timm	et_quilter@hotmail.com
Newsletter	Betty Goulden	bettygoulden@rogers.com
Outreach	Jenn Blair	jenn.blair@sympatico.ca
	Deborah Guscott	dguscott@sympatico.ca
Program	Cheryl DeVille	cdeville@rogers.com
Quilt Show	Marilyn Sorochan	sorochan@rogers.com
Secretary	Elaine Evans	stevans1@rogers.com
Social	Alison Rumball	cdnal@sympatico.ca
	Fran Wachna	artfranw@rogers.com
Treasurer	Maria De Ruyte	pm.deruyte@sympatico.ca
Web Master	Terry Woodrow	ryqgwd@gmail.com
Workshops	Trudy Bickford	tkb93@sympatico.ca
	Elsbeth King	elsbeth4445@yahoo.ca

2011 Program & Workshops at a Glance

PROGRAM	WORKSHOP
January 26 – dress in YELLOW Merchant Mall Shopping Event	
February 23 - dress in GREEN Patti Carey, Northcott Fabrics Finishing Techniques – Getting Ready for the Quilt Show - Lecture, Q & A session	
March 23 – dress in BLUE Paola di Paolo, Four Directions Yoga Yoga for Quilters – Lecture & Relaxation Session www.fourdirectionsyoga.com	Mini Retreat, Trinity United Church Sat. March 26 – 9:00 am – 9:00 pm, \$50.00 Yoga for Quilters – date TBA
April 27 – dress in INDIGO Sandy Lindal, Scrappy Gal Quilt Company Trunk Show UFO Challenge Wrap Up & Prize Draw	
May 25 – dress in VIOLET Quilter of the Month Pot Luck Dinner	Bus Trip to CQA Quilt Ontario Show, Western University Sat. May 28 – 8:00 am – 6:00 pm, \$48.00

January Program - Merchants Mall Shopping

Now that all the holiday fuss is over, it's time to spoil yourself with a little quilting retail therapy. All of our favourite local shops will be at our January meeting for our annual Merchants Mall meeting. Get the supplies you need to finish your quilt show quilts, or jump into some brand new fabrics to start a fresh project for the New Year. Either way, enjoy browsing through all the delicious offerings waiting for your perusal. Check the websites and start your list – you may want to contact a shop prior to the meeting to ensure they bring a specific product you're interested in, plus we have 2 new vendors, so check them out!

Ann's Fabrics, Stouffville, 905-640-5635

The Quilting Gnome, Jackson's Point, www.quiltinggnome.com

Stone Cottage Crafts, Craighurst, www.stonecottagecrafts.ca

Sew Sisters, Toronto, www.sew-sisters.com

Quilters Cupboard, Uxbridge, www.quilterscupboard.ca

Sewing Machine Factory, Toronto, www.sewingmachinefactoryoutlet.com

The Quilt Store, Newmarket, www.thequiltstore.ca

Country Concessions, Cookstown, www.countryconcessions.com

Flare Fabrics, Toronto, www.flarefabrics.ca

UFO Challenge – if the holidays kept you away from your quilting commitments now is the time to get back on track. You still have time to finish up for the Quilt Show. I've got to get back to the machine and complete my quilts, so don't feel bad if you've slipped behind, you're not alone. Stop by the Sign-Up Table to post your progress – no judgement, just encouragement!

Mini Retreat – Saturday, March 26, 2011 is set for our Spring Mini Retreat. 9:00 am – 9:00 pm, lunch & dinner included at Trinity United Church at Park & Main Streets in Newmarket. Stay tuned for more info!

Bus Trip – Join us for a day trip to the CQA Quilt Ontario Show in London, Saturday, May 28, 2011. Enjoy the National Juried Show, the Invitational Show, the CQA/ACC Trend-Tex Challenge Show, Silent Auction and Merchants Mall all on the University of Western Ontario Campus. Mark the date and sign up at the Sign-Up Table. Bus will depart at the carpool lot at Hwy 9 & Hwy 400 at 8:00 am and return at approx. 5:30-6:00 pm. Cost of \$48.00 includes the bus rental & show admission. This time you are free to pack a lunch, or buy lunch at a variety of vendors on campus. Sign up early, as we are pre-ordering tickets to expedite our arrival into the show. http://www.canadianquilter.com/pdf/2011-CQA_Autumn.pdf

2011 Colour of the Year - HONEYSUCKLE. “A dynamic reddish-pink, Honeysuckle is encouraging and uplifting. It elevates our psyche beyond escape, instilling the confidence, courage and spirit to meet the exhaustive challenges that have become part of everyday life,” the Pantone Color Institute writes in revealing the choice. www.pantone.com

and finally..... Remember to wear YELLOW our January meeting

Cheryl



The Emotional Effects of **YELLOW** – *Wisdom, Clarity, Self-Esteem*

It's hard not to notice how cheerful people feel on a beautiful sunny day. Yellow is the ray that radiates a sunny disposition. Yellow helps you to think positively and clearly and builds up self-confidence. It gives us clarity of thought, increases awareness, and stimulates interest and curiosity. This is the colour of brain power, knowledge and optimism.

Yellow energy is related to the ability to perceive and understand. The yellow energy connects us to our mental self, and the affirmation "I can".

The Solar Plexus Chakra is governed by yellow energy, physically giving power to help digestion, diabetes, nervous exhaustion, our liver and skin. A mug of hot water with lemon first thing in the morning is a very effective way to cleanse the liver and kick start your digestion for the day. Consider replacing your first cup of coffee for this refreshing alternative and notice how healthy you feel after a few weeks.

Personality traits associated with yellow include being good-humoured, optimistic, confident, practical, and intellectual. People with dominant yellow energy are team players and they like to have many friends and spread happiness. Too much yellow energy however can lead to critical, judgemental, elusive and egocentric behaviour. In interior design, yellow is effective for study areas. It is a stimulating colour and also works well in living rooms. However, using yellow in the bedroom is not recommended and there have been studies that indicate babies cry more often in nurseries decorated in yellow.

The fresh and lively combination of blue, white and yellow has long been a popular choice for quilters, the scheme of our Raffle Quilt, Dutch Delft Tiles, is a stellar example of this colour choice. But don't stop there. It has been suggested that all quilts benefit with a small addition of yellow, so if you're struggling with a palette that needs a lift try adding a slice of yellow. No need to feel limited with your choices here. Think of all the tints and tones of yellow, from pale soft butter to deep rich gold. Don't forget that a metallic gold will add a definite sparkle if your quilt can handle it. Perhaps a gold thread for quilting is all that you need, but experiment with the quantity to bring some life to your quilts. Yellow is a colour that affects your sense of sight, so start to play with this lively colour and enjoy the stimulating benefits of this delicious eye candy.



Up-coming shows

March 14 – 18 Pennsylvania Sampler from AQS Lancaster, PA

April 11 – 16 Machine Quilters Expo, Providence, RI

April 15 – 17 Kawartha Quilters Guild “Feelings in Fabric 2011” Peterborough

April 16 – 17 “Quilt North” Elliot Lake, ON

April 29 – May 1 “Silver Threads” Region of York Quilters Guild Newmarket, ON

May 19 – 21 Niagara Heritage Guild Quilt Show, Niagara-on-the-Lake Campus, Niagara College, Glendale Avenue

May 23 – 28 “Quilts of the Netherlands” Ailsa Craig Community Quilt Festival, Ailsa Craig, ON

May 24 – 28 “Quilt Ontario” University of Western Ontario, London, ON

June 20 – 25 “Keepsake Quilting” Vermont Quilt Show

Block of the Month

February 2011

February’s block is the traditional Log Cabin made in a graphic black and white colour scheme with a red centre to represent the heart of the home. For the white fabrics, please use white on white or mainly white fabrics with some black. For the black fabrics, please raid your stash for black fabrics with some white. The Log Cabin block is very versatile and blocks can be arranged in several different ways, such as Fields and Furrows and Barn Raising, to create unique quilts.

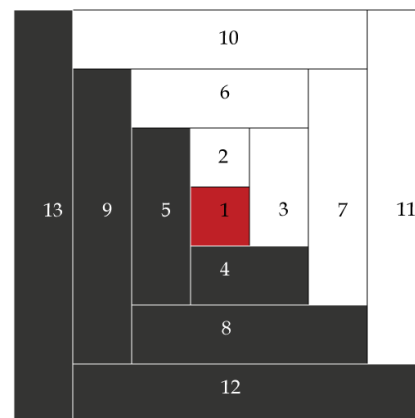
We hope you enjoyed making the Snowman appliqué block over the holidays. Please bring your completed blocks to the January meeting. Don’t forget to attach your name to your block and to bring another slip with your name on it for the BOM draw. We wish you luck! Congratulations to Debralee Lloyd-Graham, the winner of November’s Pine Tree Block, who took home over 40 blocks.

Your BOM Co-ordinators, Susan Sellers and Irene Philp

February 2011 BOM – Log Cabin (11 “ x 11 ” block, unfinished)

The Log Cabin Block is one of the all-time favourite quilt patterns, popular from the mid-1800’s to the present. In this unique type of strip block, narrow fabric strips or logs surround the centre square, which is believed to represent the heart of the home. According to quilt lore, the red square symbolizes a chimney; a yellow square represents a lantern in the window. Historically, the quilt tops were tied to a lining or backing at the corners of the blocks.

The Log Cabin block begins with a center square which is surrounded by "logs". The logs are joined to the block in a circular fashion starting with shorter logs and working out to the longer ones. The logs are joined in a circular fashion with the block being rotated 90° counter-clockwise after each log is joined. The current log being joined is always started on the log that was last joined to the block (i.e. the last log joined is on the left).



Fabric Requirements:

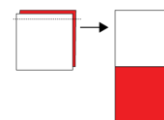
You will need to choose a red fabric for the centre, dark fabrics and light fabrics. The dark fabric should be black with white. The light fabrics should be white with black.

Log #	Colour	Dimension
1	Red	2 “ x 2 “
2	Light	2 “ x 2 “
3	Light	3 ½ “ x 2 “
4	Dark	3 ½ “ x 2 “
5	Dark	5 “ x 2 “
6	Light	5 “ x 2 “
7	Light	6 ½ “ x 2 “

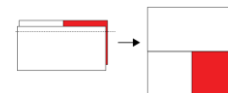
Log #	Colour	Dimension
8	Dark	6 ½ “ x 2 “
9	Dark	8 “ x 2 “
10	Light	8 “ x 2 “
11	Light	9 ½ “ x 2 “
12	Dark	9 ½ “ x 2 “
13	Dark	11 “ x 2 “

Instructions:

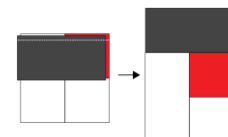
Step 1: Starting with red log #1 and light log #2, right sides facing, sew a scant ¼ “ seam. Press seam toward the light fabric.



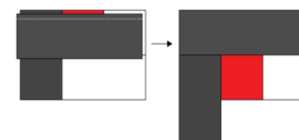
Step 2: Turn the block unit 90° counter-clockwise, so that the log added in the previous step is on the left. With right sides facing, sew a light log #3 to the unit. Press seam toward the piece you just added. Square off as needed.



Step 3: Turn the block unit 90° counter-clockwise, so that the log added in the previous step is on the left. With right sides facing and using a scant ¼ “ seam, sew dark log #4 to the unit. Press seam toward the piece you just added. Square off as needed.



Step 4: Turn the block unit 90° counter-clockwise, so that the log added in the previous step is on the left. With right sides facing and using a scant ¼ “ seam, sew dark log #5 to the unit. Press seam toward the piece you just added. Square off as needed.



Continue adding strips as outlined in Step 1, 2, 3 and 4, alternating adding 2 light logs followed by 2 dark logs, until you have all 13 pieces sewn onto the unit.

When completed your block will measure 11 “ x 11 “



6350 Main St
Stouffville, Ontario
(905) 640-5635

- Over 1830 Bolts of Cotton(in stock)
- Husqvarna Sewing Machine & Sergers
- Drapery & Upholstery Fabrics
- Quality Alterations(Men and Women)
- Sewing & Quilting supplies
- Custom Sewing
- Sewing Classes

In Business for 30 years Open Thurs. till 7pm



• Fabric • Notions •
• Patterns • Books •
• and SEW much more
Check out our great
classes too!

115 Miranda Ave.
Toronto, ON M6B 3W8
416-785-4449
1-866-432-9678
www.cockadoodlequilts.com
info@cockadoodlequilts.com

Not just a country quilt store!



Tammy Murphy
(905)862-3894
(647)883-8400
tammymurphy@gmail.com
www.colourmequilted.ca

Colour Me Quilted
LongArm Quilting Service



Largest independent quilt shop in Ontario - over 7000 bolts
specializing in batiks, flannels and novelty prints.

1 Dufferin St
Cookstown Ont. Canada
www.countryconcessions.com

705 458-4546
1-888-834-4407



Flare Fabrics
BATIKS AND BOLD COTTONS

www.flarefabrics.ca

timeless treasure, robert kaufman, benartex
princess mirah, galaxy, hoffman, avlyn , riley blake
red rooster, fabrics that care, flannels, batiks, bolds
jelly rolls, layer cakes, fat quarters
patterns, kits

**Free shipping
in Canada!**

Gillmar
Quilting and Embroidery Supplies

Great prices on Rulers, Books, Notions, Thread for
Quilting and Machine Embroidery

Maggie Meechan
(905) 473-1011

Mount Albert, ON
L0G 1M0

email: gillmar@sympatico.ca
shop by email or by appointment

JOHN'S
sewing centre

We Sell the Best
and Service the Rest!

Home & Industrial • Brother • Janome

20 Bell Farm Rd., Unit 15
rear door behind Chez Barrie Bakery
Barrie, Ont., L4M 5G6


John Conklin
(705) 726-4510
1-866-726-4510



Quilt For You
Custom Machine Quilting

Joanne Barton

905-836-6459
Holland Landing



Quilters Cupboard
 202 Brock Street E.
 Uxbridge, ON. L9P 1R3
 905-862-0666
 www.quilterscupboard.ca
 sue@quilterscupboard.ca

**Enjoy our many
 Samples and Fabrics**

Tues - Sat, 10 - 5
 Thurs, evening till 7pm




Rosalie I. Tennison
Certified Quilt Appraiser
 American Quilter's Society 2005
 ISA AM 2008

446 Morley Cook Cres., Newmarket, Ontario L3X 2M3
 Phone: (905) 953-1441 • Facsimile: (905) 953-1221
 E-mail: R.Tennison@sympatico.ca



RUNNING THREADS

Brenda Wells
 Machine Quilting

102 Cook Drive
 Kettleby, Ont.
 L0G 1J0
 cell 416-797-4539
 home 905-939-8459

runningthreads@rogers.com

Sew-Sisters **Sew Sisters is a Canadian Source for Top Quality Quilt Fabric at Discount Prices.**



Quilt Shop

We have over 1000 bolts priced under \$9.99 and 300 bolts priced under \$5.99!

3961 Chesswood Drive North York, ON
 (416) 633-8800 www.sew-sisters.com




The Quilt Store.ca

----- EVELYN'S SEWING CENTRE -----

17817 Leslie St. Unit 40
 Newmarket ON, L3Y 8C6


Store: 905-853-7001
 Service: 905-853-6532
 www.thequiltstore.ca



THE QUILTING PATCH INC.
 88 DEARHAM WOOD, SCARB. ONT. M1E 1S4
 416-281-5561 e-mail:
 info@thequiltingpatch.ca
 www.thequiltingpatch.ca

Authorized BERNINA Dealer

Serving all your quilting needs with friendly service and exceptional selection for over 20 years. Over 3000 bolts of quality cotton fabrics instock.



SHOP HOURS
 10:00-5:00 Mon. -Sat.
 10:00-9:00 Thurs. 10:00-4:00 Sun.